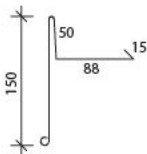


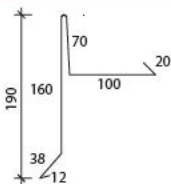
# Frontespizio



## FALDA A "T" S17

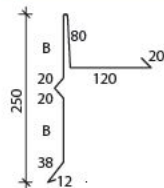
Sviluppo	RAME 6/10	TM 6/10	INOX 6/10	ZINC. 6/10
330	<input checked="" type="checkbox"/>	<input checked="" type="checkbox"/>	<input type="checkbox"/>	<input type="checkbox"/>

Ricciolo: Diametro = 13 mm • Sviluppo = 30 mm



## FALDA A "T" S18

Sviluppo	RAME 6/10	TM 6/10	INOX 6/10	ZINC. 6/10
400	<input checked="" type="checkbox"/>	<input checked="" type="checkbox"/>	<input type="checkbox"/>	<input type="checkbox"/>



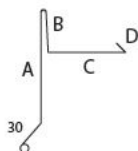
## FALDA A "T" S20

Sviluppo	A	B	RAME 6/10	TM 6/10	INOX 6/10	ZINC. 6/10
450	90	85	<input checked="" type="checkbox"/>	<input checked="" type="checkbox"/>	<input type="checkbox"/>	<input type="checkbox"/>
500	120	95	<input checked="" type="checkbox"/>	<input checked="" type="checkbox"/>	<input type="checkbox"/>	<input type="checkbox"/>

**Materiale e misure diverse sono disponibili a richiesta**

Legenda:  materiale disponibile a magazzino  materiale a richiesta

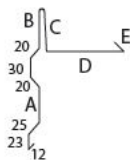
# Frontespizio



## PROFILO L18

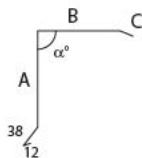
Sviluppo	Disp.	A	B	C	D
330	<input type="checkbox"/>	120	60	70	20
400	<input type="checkbox"/>	140	80	100	20
450	<input type="checkbox"/>	170	100	100	20
450	<input type="checkbox"/>	160	60	150	20
500	<input type="checkbox"/>	220	90	110	20

Ricciolo: Diametro = 13 mm • Sviluppo = 30 mm



## PROFILO L19

Sviluppo	Disp.	A	B	C	D	E
400	<input type="checkbox"/>	60	60	60	70	20
450	<input type="checkbox"/>	70	70	70	90	20
500	<input type="checkbox"/>	80	80	80	110	20
600	<input type="checkbox"/>	110	110	110	120	20



## PROFILO L20

Sviluppo	Disp.	A	B	C	$\alpha^\circ$
300	<input type="checkbox"/>	120	110	20	su misura
330	<input type="checkbox"/>	140	120	20	su misura
400	<input type="checkbox"/>	185	145	20	su misura
500	<input type="checkbox"/>	240	190	20	su misura

**Materiali e misure diverse sono disponibili a richiesta**

Legenda: ■ materiale disponibile a magazzino □ materiale a richiesta